



**MCMASTER DIVINITY COLLEGE  
COURSE SYLLABUS  
Fall 2019 (Sept–Dec)**

**HEBREW 2: HEBREW MORPHOLOGY ONLINE (OT 2C03)**

**INSTRUCTOR: MARY L. CONWAY, PH.D.**

Divinity College Room 228A  
Phone: 1.905.525.9140 x26002  
Email: [conwam2@mcmaster.ca](mailto:conwam2@mcmaster.ca)

**I. COURSE DESCRIPTION**

This course is a continuation of OT 1B03. *It assumes that the student has an awareness of the material taught in that course.*

Although OT 2C03 can function as a self-contained, totally asynchronous online course, synchronous on-site workshops will be available for local students in addition to synchronous online seminars for local or distance students in order to allow them to clarify concepts, ask questions, and interact with the professor and other students. These will be arranged as needed and as convenient for the students and professor.




This course develops the students' understanding of biblical Hebrew morphology and syntax in order to enable them to translate and sight read Hebrew text and understand it more fully. It also further develops the students' Hebrew vocabulary. This course will greatly enhance their capacity for study in the biblical texts and prove a tremendous aid to interpretation.

**N.B.:** The study of Hebrew is challenging for most students but is very rewarding for those who persevere. **You should plan on spending time every day listening to lectures, completing assignments, and reviewing.** You cannot "set this course aside" for a week or two while you work on a paper for another course. The secret of success is to keep to a regular schedule of study, to complete your assignments carefully and on time, and to review what you have learned on a consistent basis.

**Note:** You must have some basic familiarity with computers if you choose to take an online course. You should be able to navigate web pages, make PDF documents, and upload these files.

## II. LEARNING OUTCOMES



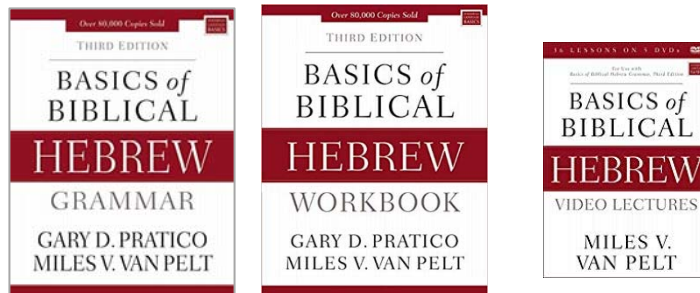
- a.  Knowing
- To understand and recognize the forms (morphology) of Hebrew words as they are used in various ways in sentences
  - To deepen understanding of Hebrew syntax/grammar
  - To continue to build a solid basic vocabulary of Classical Hebrew words
- b.  Being
- To embrace the value of understanding the original language in exegeting the biblical text
  - To enrich one's understanding of another culture through knowledge of that culture's language
  - To deepen one's relationship with God through interacting with Scripture.
- c.  Doing
- To engage with the Scriptures in their original language and context
  - To be able to translate most Hebrew passages into English in a way that reflects their original meaning
  - To develop the ability to read directly from the Hebrew Scriptures
  - To develop skills in using grammars and dictionaries when translating and interpreting Hebrew texts

## III. COURSE REQUIREMENTS

### A. REQUIRED TEXTS/MATERIALS<sup>1</sup>

#### 1. Textbook:<sup>2</sup>

Pratico, Gary D., and Miles Van Pelt. *Basics of Biblical Hebrew Grammar*. 3rd ed. Grand Rapids: Zondervan, 2019. ISBN: 978-0310533498



<sup>1</sup> Students who have taken OT 1B03 will already have at least the videos and workbook.

<sup>2</sup> Note: An older edition of this series has just been replaced. Be sure to purchase the same 3rd edition for the textbook, workbook, videos, and the optional vocabulary cards so they correlate with each other.

## 2. Workbook

Pratico, Gary D., and Miles Van Pelt. *Basics of Biblical Hebrew Workbook*. 3rd ed. Grand Rapids: Zondervan, 2019. ISBN: 978-0310533559


## 3. Video Lectures

Van Pelt, Miles. *Basics of Biblical Hebrew Video Lectures*. 3rd ed. Grand Rapids: Zondervan, 2019. ASIN: 0310538602

## 4. Lexicon:

Clines, David J. A., David M. Stec, and Jacqueline C. R. De Roo. *The Concise Dictionary of Classical Hebrew*. Sheffield: Sheffield Phoenix, 2009. ISBN: 978-1906055790

This is the best and most up to date single volume print lexicon available for Hebrew.



## Textbook Purchase

All required textbooks for this class are available from the College's book service, READ ON Bookstore, Room 145, McMaster Divinity College. Texts may be purchased on the first day of class. For advance purchase, you may contact READ ON Bookstore, 5 International Blvd, Etobicoke, Ontario M9W 6H3: phone 416.620.2934; fax 416.622.2308; email [books@readon.ca](mailto:books@readon.ca). Other book services may also carry the texts.

**Note:** The **video lectures** are not available in our bookstore. They may be purchased online:

1. from Amazon or Chapters-Indigo as a **set of discs** that covers both Hebrew 1 and 2,
2. from <https://www.christianbook.com/basics-of-biblical-hebrew-video-lectures/9780310538608/pd/538600?event=ESRCG> (3<sup>rd</sup> ed) as a set of discs,
3. and as a **download** from <https://vimeo.com/ondemand/bbh> (3rd ed.). For the download options there is "instant delivery."

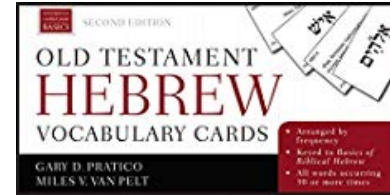
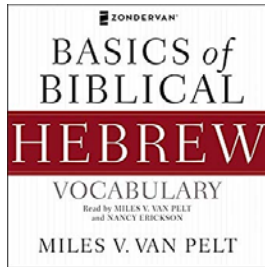
They may also be available from other sources.

## B. COURSE WEBSITE

A course website has been established on *Avenue to Learn*, also referred to as A2L, (<http://Avenue.mcmaster.ca/>) that contains learning resources and more detailed instructions. The link to this website will appear on A2L a few days before the course begins.

### C. RECOMMENDED RESOURCES

At least one aid to learning vocabulary is strongly recommended. The following are keyed to the course text:



1. Old Testament Hebrew Vocabulary Cards. 3<sup>rd</sup> ed. ISBN: 978-0310534181
2. Basics of Biblical Hebrew Vocabulary Audible Audiobook (3<sup>rd</sup> ed.) ASIN: B07LCSPFNT.
3. Quizlet: <https://quizlet.com/subject/basics-of-biblical-hebrew-3rd/> (Up to Ch 17 currently available. More to come.)
4. FlashWorks vocabulary learning computer program. This is a free download from <https://www.billmounce.com/flashworks>. It is designed for the 2<sup>nd</sup> edition but is adaptable and still useful.

### E. ASSIGNMENTS AND GRADING

**Note:** It is extremely important that you do not become dependent on Bible software programs as a substitute for learning. These programs cannot be used on tests and exams.

<b>Vocabulary Quizzes</b>	<b>10%</b>
<b>Workbook Exercises</b>	<b>20%</b>
<b>Term Test 1</b>	<b>15%</b>
<b>Term Test 2</b>	<b>20%</b>
<b>Oral Reading</b>	<b>5%</b>
<b>Final Exam</b>	<b>30%</b>
<b>Total Grade</b>	<b>100%</b>

#### Policy for Missed Quizzes, Tests, and Assignments:

Further details for assignments are given on the *Avenue to Learn* website. There is flexibility in when students complete assignments and tests, but they must be completed by a deadline. It is essential in a language course that students do not fall behind if they are to be successful. Marks will be deducted for late assignments or delayed tests if there is no valid reason, such as major illness (a doctor's note may be required) or a major family crisis. The deduction will be 3% per day. If you have a valid reason to

request an extension, please email me at [conwam2@mcmaster.ca](mailto:conwam2@mcmaster.ca) *before* the due date. Please schedule your time carefully.

**1. Vocabulary Quizzes: 10%.** Students will complete brief online quizzes on the vocabulary included in each chapter.

**2. Workbook Exercises: 20%.** Each chapter in the textbook has a corresponding chapter in the workbook. Once a chapter has been covered by the video lecture and text, students must then complete the corresponding workbook pages. Students are required to complete a *minimum* of 1/2 (one half) of each exercise, that is, every other question (1, 3, 5 or a, c, e) in each exercise, and any extended translation passages. They must not do the simply the first half or the shortest/easiest half. Workbook exercises will be handed in for grading on a regular basis as indicated on the schedule below. This will be done as follows:

The pages will be scanned or clearly photographed and uploaded as **one PDF file** (one workbook page to electronic page, right side up) to the Assignment Box for that assignment. Answers must be legible. They will be returned to A2L within a week with comments. Every question will not be checked and corrected. Since you have an answer key and can consult the versions, you are expected to self-correct as part of the learning process. However, helpful feedback will be given.

**Important:** Students **must** show evidence in their workbooks of individual effort, such as parsing, highlighting, tentative translations, and corrections. Specific instructions and examples are given on the course website. You will be evaluated by the rubric on A2L; please check this before completing your workbook. **Do not** give in to the temptation to simply copy from an English translation; this is plagiarism. The only way to learn to read Hebrew is by doing the translations yourself. However, **after** you have completed your translation as well as you can, **be sure** to check your translation against a good, recent, fairly literal translation such as the NASB, NIV, or NRSV.

**3. Term Test 1: 15%.** This will cover all material up to chapter 23 and will include parsing and translations.

**4. Term Test 2: 20%.** This will cover all material up to chapter 28 and will include parsing and translations.

**5. Oral Reading: 5%.** Students will be tested on their oral reading of a passage from Jonah, available from [http://www.animatedhebrew.com/jonah/jonah\\_01.html](http://www.animatedhebrew.com/jonah/jonah_01.html). Details will be provided on *Avenue to Learn*.

**6. Final Exam: 30%.** Review materials will be provided. The exam will cover all material up to Chapter 35 and will include vocabulary, parsing, and translations.

**Important:** Learning a language is a **cumulative process**. Students will be expected to know the material from Chapter 1 in the text up to the last chapter cited, including vocabulary, for all tests and exams.

**Note:** The tests and exam must be submitted by the due dates indicated below and must be completed within an allotted time. **NOTE THAT ALL TERM TESTS AND THE EXAM, WHETHER DONE OFF SITE OR AT THE COLLEGE, MUST BE PROCTORED.** This is not necessary for online vocabulary quizzes. Tests/exams may be completed in one of two ways:

- (1) **At the College:** Students who live nearby may contact the instructor and arrange, at least a week before the exam, a mutually convenient time within the time frame to come in to the College to write the test/exam on paper.
- (2) **Off Site:** This method must be supervised by an approved proctor.

For (1) the professor or course GA will proctor. For (2), students must choose a responsible person, such as a pastor or teacher, to proctor the exam. This person must be approved by the instructor and the Registrar of McMaster Divinity College and the proctor must be contacted by the college before the text/exam is taken. Please allow adequate time for this to be arranged within the time frame; we must receive the proctor’s name, position, and contact information (including email address) at least 10 days before the first test/exam is due to be written. Input this on A2L. The exam will be sent to this person, who will print the test/exam, be present with you when you write the test/exam to ensure that appropriate procedures are followed, and return the test/exam to us for grading. Be sure the proctor is willing to serve in this capacity, and has adequate technical knowledge to scan and email PDFs, before you send the information to us.

#### IV. CONTACT WITH THE INSTRUCTOR

The instructor will be available via email, in person, by phone, or by Skype. Please do NOT use the built-in A2L email system, but the direct email address [conwam2@mcmaster.ca](mailto:conwam2@mcmaster.ca). The student is encouraged to schedule conversations with the instructor during the semester and is responsible for initiating this interaction. Remember, there are no “dumb questions”; questioning is a good way to engage in the learning process.

On the discussion pages on A2L, the student will be able to interact with any other students who may be taking the course. No marks are assigned for participating in this discussion but the interaction may be helpful.

#### V. COURSE SCHEDULE

Wk	Date	Text	Content	Wkbk/Tests	Vocab Quizzes; Oral Reading
1	Jan 6–10	Ch. 17	Waw Consecutive		
2	Jan 13–17	Ch. 18	Qal Imperative		<b>Vocabulary Quiz 1</b> (Ch. 1-18), due by Friday, Jan 17.
3	Jan 20–24	Ch. 19	Pronominal Suffixes on Verbs		

4	Jan 27–31	Ch. 20 Ch. 21	Qal Infinitive Construct Qal Infinitive Absolute	<i>Workbook 1 Ch. 17-20 due by Wednesday, Jan 29</i>	<b>Vocabulary Quiz 2</b> (Ch. 1-20), due by Friday, Jan 31.
5	Feb 3–7	Ch. 22 Ch. 23	Qal Participle Syntax, Qal Cohortative, and Jussive	<b>Term Test 1 to Ch. 23 due by Monday, Feb 3.</b>	<b>Vocabulary Quiz 3</b> (Ch. 1-23), Friday, Feb 7.
6	Feb 10–14	Ch. 24 Ch. 25	Niphal Stem, Strong Verbs Niphal Stem, Weak Verbs	<i>Workbook 2 Ch. 20-24 due by Wednesday, Feb 19</i>	<b>Vocabulary Quiz 4</b> (Ch. 1-25), Friday, Feb 21.
7	Feb 17–21		Family Day, Hybrid Week		
8	Feb 24–28	Ch. 26 Ch. 27	Hiphil Stem, Strong Verbs Hiphil Stem, Weak Verbs		<b>Vocabulary Quiz 5</b> (Ch. 1-27), Friday, Feb 28.
9	Mar 2–6	Ch. 28 Ch. 29	Hophal Stem, Strong Verbs Hophal Stem, Weak Verbs	<b>Term Test 2 to Ch. 28 due by Friday, Mar 6.</b>	
10	Mar 9–13	Ch. 30 Ch. 31	Piel Stem, Strong Verbs Piel Stem, Weak Verbs		<b>Vocabulary Quiz 6</b> (Ch. 1-29), Friday, Mar 13.
11	Mar 16–20	Ch. 32 Ch. 33	Pual Stem, Strong Verbs Pual Stem, Weak Verbs	<i>Workbook 3 Ch. 25-31 due by Monday, Mar 16.</i>	<b>Vocabulary Quiz 7</b> (Ch. 1-32), Friday, Mar 20.
12	Mar 23–27	Ch. 34 Ch. 35	Hithpael Stem, Strong Verbs Hithpael Stem, Weak Verbs		<b>Vocabulary Quiz 8</b> (Ch. 1-35), Friday, Mar 27.
13	Mar 30–Apr 3	Ch 36	Introduction to the Hebrew Bible; Review	<i>Workbook 4 Ch. 32-35 due by Friday, Apr 3.</i>	<i>Oral Reading</i> Wednesday, Apr 1.
14	Apr 6–8 (Short Week)	Exam Week	Exam	<b>Exam to Ch 35 due Date Wed, Apr 8.</b>	<b>Includes Vocabulary to Ch. 1-35.</b>

## VI. GENERAL GUIDELINES FOR THE SUBMISSION OF WRITTEN WORK

### Style

All stylistic considerations (including but not limited to questions of formatting, footnotes, and bibliographic references) must conform to the McMaster Divinity College Style Guidelines for Essays and Theses <http://mcmasterdivinity.ca/wp-content/uploads/2018/02/mdcstyleguide.pdf>. Failure to observe appropriate form will result in grade reductions.

### Gender Inclusive Language

McMaster Divinity College uses inclusive language for human beings in worship services, student written materials, and all its publications. It is expected that inclusive



language will be used in chapel services and all MDC assignments. In reference to biblical texts, the integrity of the original expressions and the names of God should be respected, but you will need to use gender-inclusive language for humans, and you will need to quote from a gender-inclusive version such as the following: NRSV (1989), NCV (1991), TEV/GNB/GNT (1992), CEV (1995), NLT (1996), TNIV (2005), and the Common English Bible (CEB 2011).

**Academic Honesty:**

Academic dishonesty is a serious offence that may take any number of forms, including plagiarism, the submission of work that is not one's own or for which previous credit has been obtained, and/or unauthorized collaboration with other students. Academic dishonesty can result in severe consequences, e.g., failure of the assignment, failure of the course, a notation on one's academic transcript, and/or suspension or expulsion from the College. Students are responsible for understanding what constitutes academic dishonesty. Please refer to the Divinity College Statement on Academic Honesty at <https://www.mcmasterdivinity.ca/programs/rules-regulations>.

**Disclaimer:** This syllabus has been prepared with the best information available, but the professor reserves the right to make changes where necessary.